











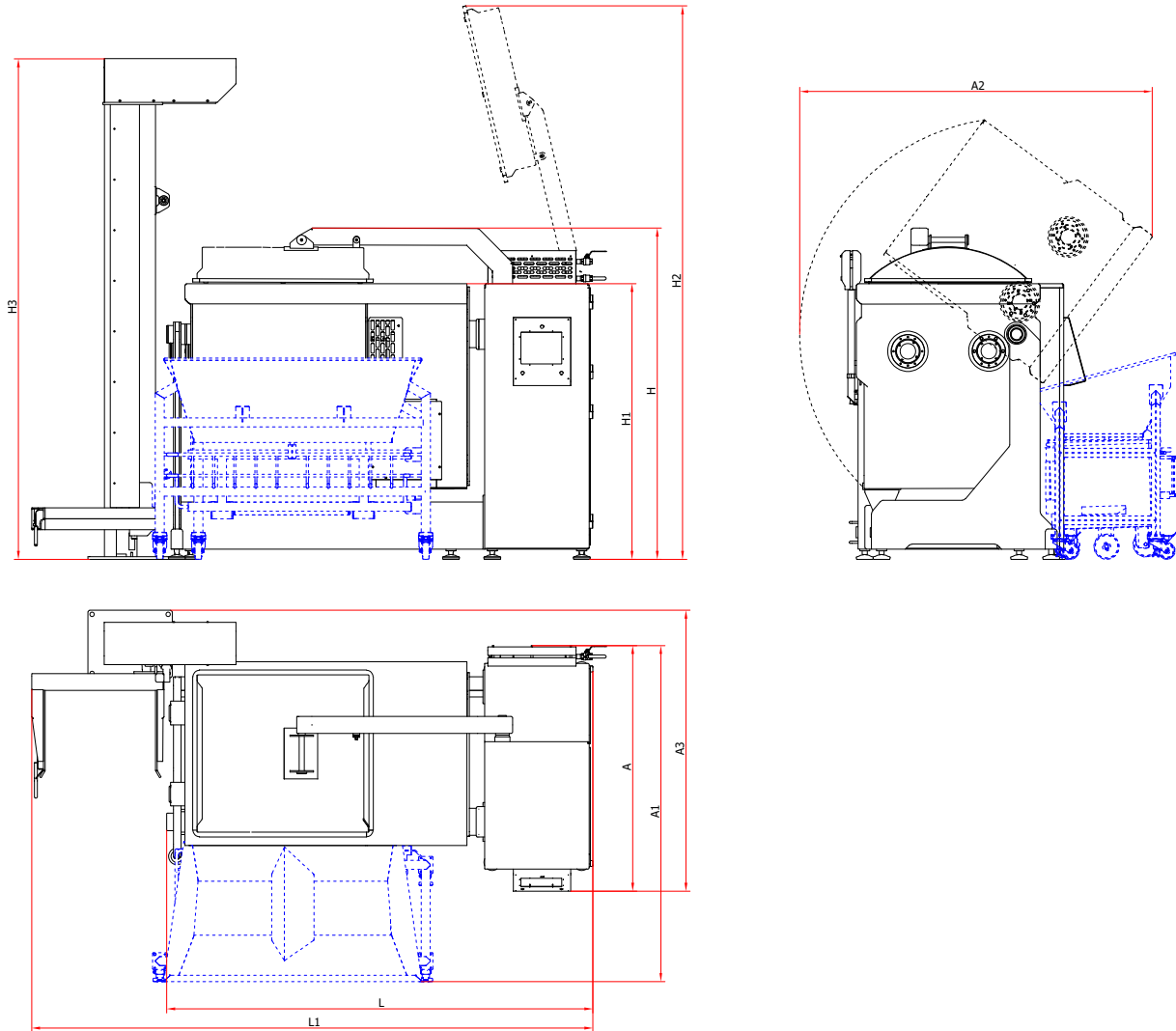


MIX SZ & MIX SZV SERIES SPECIFICATION

MACHINE TYPE [MIX]	300 SZ	500 SZ	1000 SZ	1500 SZ
	300 SZV	500 SZV	1000 SZV	1500 SZV
Total capacity [L]	300	500	1000	1500
Max filling [L]	200	320	650	1000
Installed power [kW]	2x7,5	2x15	2x22	2x30
Shaft rotation speed [rpm]	5/48	4/40	4/30	3/28
Standard control				
Mixer net weight [kg]	1300	1780	3400	4600
	1400	1900	3580	4850
Busch vacuum pump [m ³ /h]	-	-	-	-
	21	21	40	63
Fuse [A]	40	100	120	160
Loader option	PW 2/250	PW 2/250	PW 2/250	PW 2/250
Unloading bin DIN 9797	200L 	2x200L 	2x200L 	2x200L 
Opening/ Closing lids	 H	 H	 H	 H

MODEL OF MACHINES [MIX]	300 SZ	500 SZ	1000 SZ	1500 SZ
	300 SZV	500 SZV	1000 SZV	1500 SZV
Column loader	o	o	o	o
PLC and HMI	S	S	S	S
Smooth variable speed	S	S	S	S
Temperature sensor	o	o	o	o
Water dosing system	o	o	o	o
Weighing system	o	o	o	o
"Easy Clean" shafts seals	o	o	o	-
	-	-	-	-
Additional grid	-	-	-	-
Polished shafts and bath	S	S	S	S
Double jacket max pressure 2.0 Bar	o	o	o	o
Dust proof sealed lid	o	o	o	o
	S	S	S	S
Paddle shafts	o	o	o	o

MIX SZ & MIX SZV SERIES SPECIFICATION



MODEL OF MACHINES [MIX]	300SZ	500SZ	1000SZ	1500SZ
	300 SZV	500 SZV	1000 SZV	1500 SZV
H [cm]	163	192	201	228
H1 [cm]	143	164	176	194
H2 [cm]	260	290	328	376
H3 [cm]	250	271	282	300
L [cm]	203	216	278	327
L1 [cm]	283	295	358	407
A [cm]	112	124	162	187
A1 [cm]	172	180	203	234
A2 [cm]	166	181	220	266
A3 [cm]	140	166	186	211