














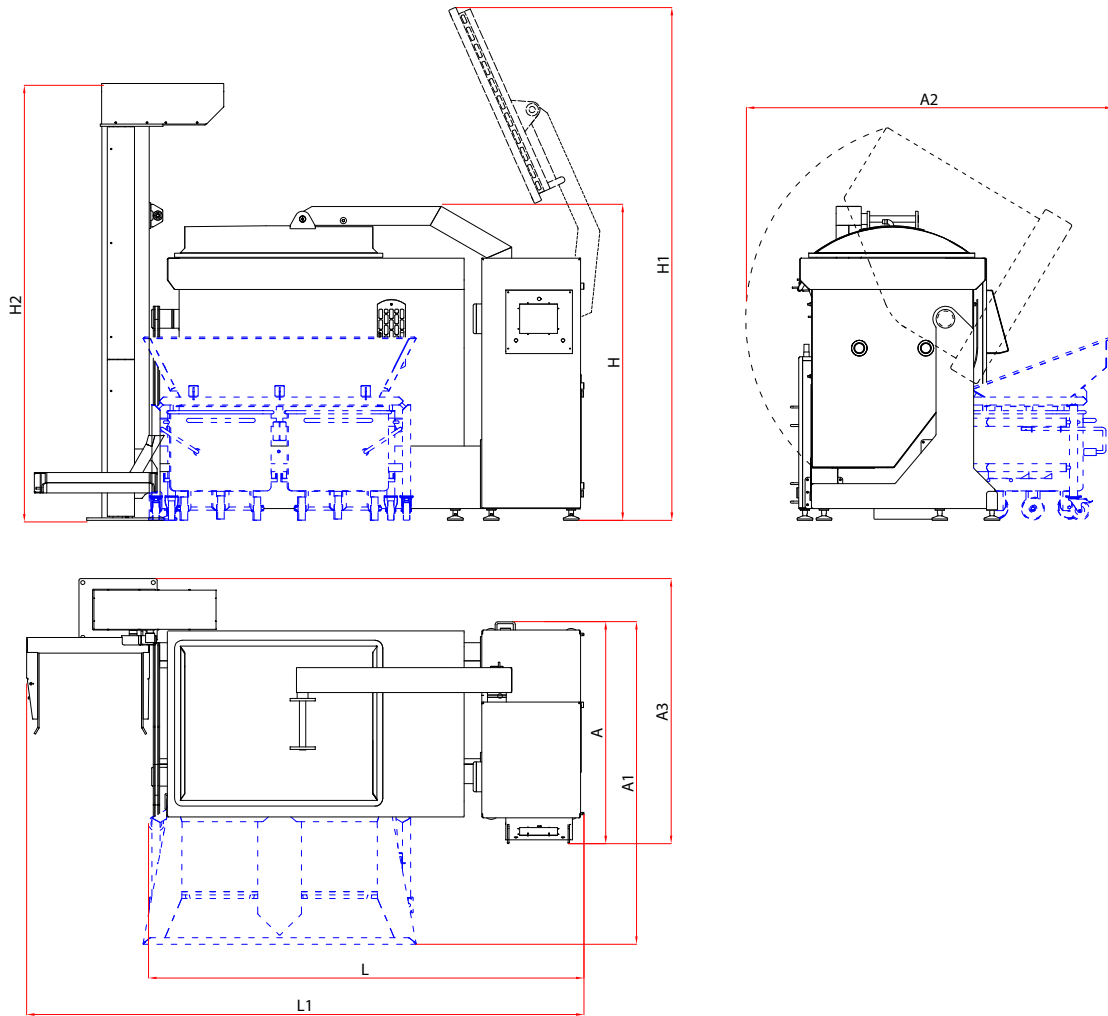


MIX Z & MIX ZV SERIES SPECIFICATION

MACHINE TYPE [MIX]	300 Z	500 Z	1000 Z	1500 Z	2600 Z
	300 ZV	500 ZV	1000 ZV	1500 ZV	2600 ZV
Total capacity [L]	300	500	1000	1500	2600
Max filling [L]	180	300	600	900	1560
Installed power [kW]	7,5	11	22	30	55
Shaft rotation speed [rpm]	5-48	4-40	4-30	3-28	3-26
Standard control					
Mixer net weight [kg]	1100	1420	2850	4050	6050
Busch vacuum pump [m ³ /h]	-	-	-	-	-
Fuse [A]	32	50	100	120	160
Loader option	PW 2/250	PW 2/250	PW 2/250	PW 2/250	PW 2/250
Unloading bin DIN 9797	200L 	2x200L 	2x200L 	2x200L 	2x200L 
Opening/ Closing lids	 H	 H	 H	 H	 H

MODEL OF MACHINES [MIX]	300 Z	500 Z	1000 Z	1500 Z	2600 Z
	300 ZV	500 ZV	1000 ZV	1500 ZV	2600 ZV
Column loader	o	o	o	o	o
PLC and HMI	S	S	S	S	S
Smooth variable speed	S	S	S	S	S
Temperature sensor	o	o	o	o	o
Water dosing system	o	o	o	o	o
Weighing system	o	o	o	o	o
"Easy Clean" shafts seals	o	o	o	-	-
Additional grid	-	-	-	-	-
Polished shafts and bath	S	S	S	S	S
Double jacket max pressure 2,0 Bar	o	o	o	o	o
Dust proof sealed lid	o	o	o	o	o
Paddle shafts	S	S	S	S	S
Paddle shafts	o	o	o	o	o

MIX Z & MIX ZV SERIES SPECIFICATION



MODEL OF MACHINES [MIX]	300 Z	500 Z	1000 Z	1500 Z	2600 Z
	300 ZV	500 ZV	1000 ZV	1500 ZV	2600 ZV
H [cm]	163	192	201	228	296
H1 [cm]	140	154	170	195	244
H2 [cm]	260	290	328	378	462
H3 [cm]	255	271	282	300	361
L [cm]	203	216	278	327	399
L1 [cm]	283	295	358	407	475
A [cm]	98	110	142	167	212
A1 [cm]	160	178	206	222	270
A2 [cm]	182	202	234	253	309
A3 [cm]	133	145	176	201	230